

TEA & ESPRESSO

L系列鮮茶咖啡機

KLüb - 鮮茶咖啡機設計製造的領航者，為休閒飲品產業提供更高質感的味覺饗宴。我們將持續致力於設備研發，為中式茶道與西式咖啡的飲品文化交流提升至新境界。



LT2 兩孔鮮茶咖啡機

- 1 咖啡沖煮系統
- 1 茶沖煮系統



LT3 三孔鮮茶咖啡機

- 1 咖啡沖煮系統
- 2 茶沖煮系統



LT2C 三孔鮮茶咖啡機

- 2 咖啡沖煮系統
- 1 茶沖煮系統



LBTC 三合一綜合機

- 1 咖啡沖煮系統
- 1 茶沖煮系統
- 1 大容量沖煮系統



LB2C 大容量鮮茶咖啡機

- 2 咖啡沖煮系統
- 1 大容量沖煮系統

大容量沖煮系統

- 2公升大容量沖泡茶筒，可大量萃取新鮮茶湯
- 沖泡茶筒上蓋之蒸氣與出水專利設計
- 專利安全卡固結構，確保使用安全
- 高科技電子溫控設計
- 專利多段預浸功能，依物料精細程度，預浸作不同濃度的萃取
- 角茶專用濾網，方便使用
- 蒸汽迴旋與放射狀出水設計，透過高溫高壓作用，得以充分萃取原物料精華

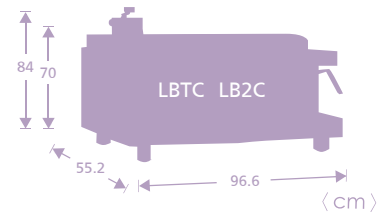
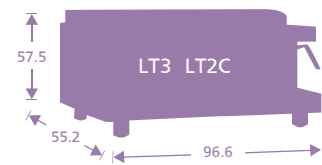
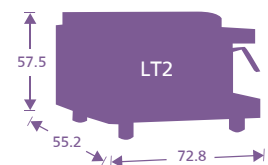
茶沖煮系統

- 專利茶把手，可調整壓力與容量，將萃取茶湯保留在把手內，確保最佳預浸功能
- 專利多段預浸功能，依物料精細程度，預浸作不同濃度的萃取
- 把手設計符合人體工學，可平放於桌台，方便使用



咖啡沖煮系統

- 自動獨立逆洗功能，方便機器維護
- 機型挑高設計，適合置放高杯或外帶杯
- 電子化流量設定按鍵
- 彩色壓力/水位錶，方便檢視
- 不鏽鋼子母鍋爐設計，確保溫度穩定且衛生無虞
- 專利蒸氣與熱水旋鈕，可直接或旋轉，方便使用；兼具洩壓功能，使用更安全
- 電子流量可複製功能
- 鍋爐低水位保護裝置 (ETL)



型號	茶沖煮系統	咖啡沖煮系統	大容量沖煮系統	茶鍋爐容量	咖啡鍋爐容量	伏特數	瓦特數	消耗電流	赫茲數	重量
LT2	1	1	X	6L	6L	220/240	5500	30A	50/60	55kg
LT3	2	1	X	6L	12L	220/240	7000	50A	50/60	69kg
LT2C	1	2	X	6L	12L	220/240	7000	50A	50/60	69kg
LBTC	1	1	1	6L	12L	220/240	7000	50A	50/60	113kg
LB2C	X	2	1	6L	12L	220/240	7000	50A	50/60	113kg

■ 晶鑽黑

LION SERIES 鮮茶咖啡機

KLüb®

Tea & Espresso Machine
DESIGN & ART



ESPRESSO

L系列咖啡機

結合極簡線條設計、金屬質感與晶鑽黑的側板，呈現獨樹一幟的風格。配備高規格零件與最佳壓力，萃取出完美黃金比例的香醇濃縮咖啡。



L1 單孔咖啡機
1 咖啡沖煮系統



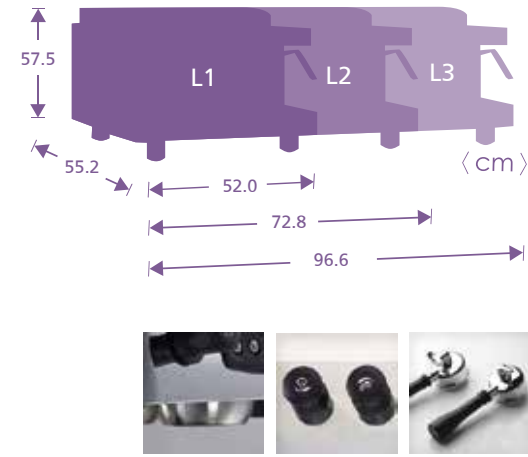
L2 兩孔咖啡機
2 咖啡沖煮系統



L3 三孔咖啡機
3 咖啡沖煮系統

咖啡沖煮系統

- 自動獨立逆洗功能，方便機器維護
- 機型挑高設計，適合置放大杯或外帶杯
- 電子化流量設定按鍵
- 彩色壓力/水位錶，方便檢視
- 不鏽鋼子母鍋爐設計，確保溫度穩定且衛生無虞
- 專利蒸氣與熱水旋鈕，可直接或旋轉，方便使用；兼具洩壓功能，使用更安全
- 電子流量可複製功能
- 鍋爐低水位保護裝置 (ETL)



型號	沖煮系統	鍋爐容量	伏特數	瓦特數	消耗電流	赫茲數	重量
L1	1	6L	220/240	2500	20A	50/60	47kg
L2	2	12L	220/240	4500	30A	50/60	52kg
L3	3	18L	220/240	6500	50A	50/60	67kg

■ 晶鑽黑

TEAPRESSO

L系列鮮茶機

設計原理融合了專業的茶飲知識，從萃取茶湯到完成茶飲供客戶品嚐，僅需時不到兩分鐘。透過內建的智慧設定系統，讓茶飲店能自行研發創新的茶品設計；萃取新鮮茶湯專業又快速，能為傳統茶飲店帶來更高的商業效益。



L2T 兩孔鮮茶機
2 茶沖煮系統



L3T 三孔鮮茶機
3 茶沖煮系統



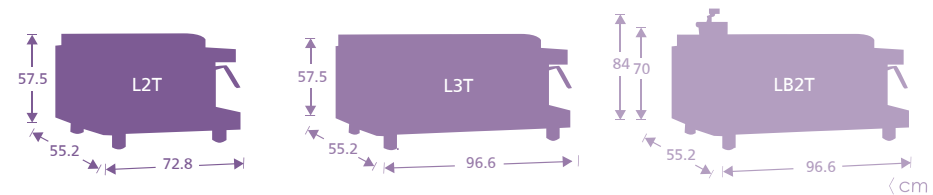
LB2T 大容量鮮茶機
2 茶沖煮系統
1 大容量沖煮系統

茶沖煮系統

- 自動獨立逆洗功能，方便機器維護
- 機型挑高設計，適合置放大杯或外帶杯
- 電子化流量設定按鍵
- 專利多段預浸功能，依物料精細程度，預浸作不同濃度的萃取
- 專利茶把手，可調整壓力與容量，將萃取茶湯保留在把手內，確保最佳預浸功能
- 把手設計符合人體工學，可平放於桌台，方便使用
- 彩色壓力/水位錶，方便檢視
- 專業不鏽鋼材質子母鍋爐，溫度穩定且確保衛生
- 專利蒸氣與熱水旋鈕，可直接或旋轉，方便使用；兼具洩壓功能，使用更安全
- 鍋爐低水位保護裝置 (ETL)

大容量沖煮系統

- 2公升大容量沖泡茶筒，可大量萃取新鮮茶湯
- 沖泡筒上蓋之蒸氣與出水專利設計
- 專利安全卡固結構，確保使用安全
- 高科技電子溫控設計
- 專利多段預浸功能，依物料精細程度，預浸作不同濃度的萃取
- 角茶專用濾網，方便使用
- 蒸汽迴旋與放射狀出水設計，透過高溫高壓作用，得以充分萃取原物料精華



型號	茶沖煮系統	大容量沖煮系統	鍋爐容量	預熱鍋爐容量	伏特數	瓦特數	消耗電流	赫茲數	重量
L2T	2	X	6L	6L	220/240	6500	30A	50/60	55kg
L3T	3	X	12L	6L	220/240	5900	50A	50/60	69kg
LB2T	2	1	12L	6L	220/240	6900	50A	50/60	113kg

■ 晶鑽黑

L LION SERIES | 咖啡機

L LION SERIES | 鮮茶機

Tea & Espresso Machine DESIGN & ART

KLüb 是亞洲第一家 Espresso 商用咖啡機的製造商，同時更是全球第一台 Teapresso machine 鮮茶機的設計商。堅持承襲義大利進口 零部件的設計理念，擁有多項專利並符合多國認證規範，產品已成功行銷至全球三十多個國家。

L 系列咖啡機 - 結合極簡線條設計、金屬質感與晶鑽黑的側板，呈現獨樹一幟的風格。配備高規格零件與最佳壓力，萃取出完美黃金比例的香醇濃縮咖啡。

L 系列鮮茶機 - 設計原理融合了專業的茶飲知識，從萃取茶湯到完成茶飲供客戶品嚐，僅需時不到兩分鐘。透過內建的智慧設定系統，讓茶飲店能自行研發創新的茶品設計；萃取新鮮茶湯專業又快速，能為傳統茶飲店帶來更高的商業效益。

KLüb - 鮮茶咖啡機設計製造的領航者，為休閒飲品產業提供更高質感的味覺饗宴。我們將持續致力於設備研發，為中式茶道與西式咖啡的飲品文化交流提升至新境界。

338 桃園市蘆竹區南崁路二段66號3樓之3
Tel: 886-3-312-8516 Fax: 886-3-312-8768
Email: sales@klub.asia
Web: www.klub.asia



Copyright © 2015 誼丰實業有限公司

TEA & ESPRESSO

LION SERIES

KLüb is a leading supplier of Tea & Espresso machines. We dedicate ourselves to the development of high quality and innovative beverage equipment, and strive to bring about the exchange of Western and Eastern beverage cultures.



LT2
1 ESPRESSO BREWING UNIT
1 TEAPRESSO BREWING UNIT



LT3
1 ESPRESSO BREWING UNIT
2 TEAPRESSO BREWING UNIT



LT2C
2 ESPRESSO BREWING UNIT
1 TEAPRESSO BREWING UNIT



LBTC
1 ESPRESSO BREWING UNIT
1 TEAPRESSO BREWING UNIT
1 HIGH VOLUME BREWING UNIT



LB2C
2 ESPRESSO BREWING UNIT
1 HIGH VOLUME BREWING UNIT

TEAPRESSO HIGH VOLUME BREWING UNIT

- 2-liter capacity high-volume brewing unit can extract a large volume of tea (6 to 8 liters)
- Patent water and steam inlet design
- Patent safety locking lid
- High-tech temperature digital controller
- Patent multi-section pre-infusion feature allows extraction of different tea sizes as you desire from weaker to strong tea.
- Stainless steel filter for proper tea brewing
- Whirling steam, radiating hot water and high pressure extracts the perfect tea

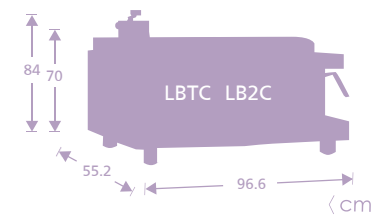
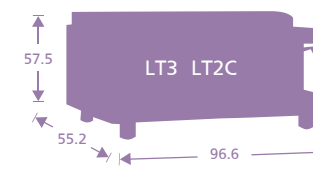
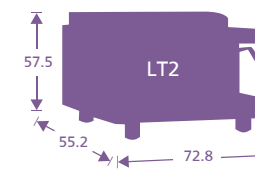
TEAPRESSO BREWING UNIT

- Patent tea portafilter retains water inside the brew basket unless extracted under pressure, to guarantee the best pre-infusion result
- Patent multi-section pre-infusion feature allows extraction of different tea types and strengths as you desire from weaker to strong tea
- Ergonomic portafilter allows easy tamping. The portfilter can sit by itself on counter top



ESPRESSO BREWING UNIT

- Separate independent auto back flushing allows convenient machine maintenance
- Raised group head to fit tall cup or take away cup
- Electric volumetric programmable buttons
- Colorful pressure gauge/sight glass allows easy monitoring
- Professional stainless steel exchange boiler system ensures the best temperature stability and sanitary conditions
- Patent hot water and steam knob features two methods of operation: twist or pull. It also allows steam pressure release for safe operation
- Duplicable pre-programmed dosage
- Protection program set up for preventing machine from overheating without water(ETL)



Model	Teapresso Brewing Unit	Espresso Brewing Unit	High Volume Brewing Unit	Boiler Capacity (T / E)	Voltage	Ampere	Watts	Hertz	Weight
LT2	1	1	X	6L/6L	220/240	30A	5500	50/60	55kg
LT3	2	1	X	6L/12L	220/240	50A	7000	50/60	69kg
LT2C	1	2	X	6L/12L	220/240	50A	7000	50/60	69kg
LBTC	1	1	1	6L/12L	220/240	50A	7000	50/60	113kg
LB2C	X	2	1	6L/12L	220/240	50A	7000	50/60	113kg

■ BLACK

LION SERIES | TEA & ESPRESSO COMBO MACHINE

KLüb[®]

Tea & Espresso Machine
DESIGN & ART



ESPRESSO

LION SERIES

The T-Series Espresso Machine is a perfect integration of classic and modern styles and has become a permanent symbol of the sophisticated handicraft of our company. It is produced with high-quality parts and designed to produce optimum steam and water pressure for extracting a perfect espresso.



L1
1 ESPRESSO BREWING UNIT



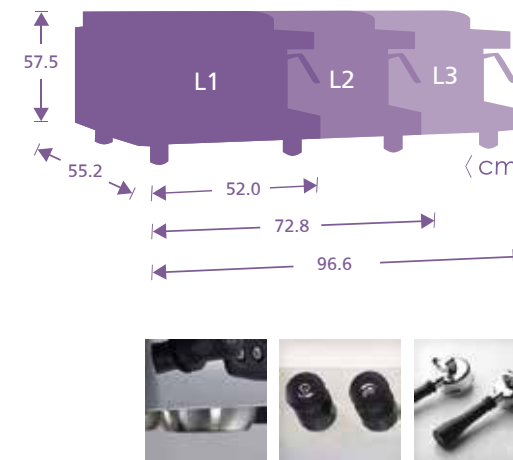
L2
2 ESPRESSO BREWING UNIT



L3
3 ESPRESSO BREWING UNIT

TEAPRESSO ESPRESSO BREWING UNIT

- Separate independent auto back flushing allows convenient machine maintenance.
- Raised group head to fit tall cups or take away cups.
- Electric volumetric programmable buttons
- Colorful pressure gauge/sight glass allows easy monitoring
- Professional stainless steel exchange boiler system ensures the best temperature stability and sanitary conditions.
- Patent hot water and steam knob features two methods of operation: twist or pull. It also allows steam pressure release for safe operation.
- Duplicable pre-programmed dosage.
- Protection program set up for preventing machine from overheating without water(ETL)



Model	Espresso Brewing Unit	Boiler Capacity	Voltage	Watts	Ampere	Hertz	Weight
L1	1	6L	220/240	2500	20A	50/60	47kg
L2	2	12L	220/240	4500	30A	50/60	52kg
L3	3	18L	220/240	6500	50A	50/60	67kg

■ BLACK

TEAPRESSO

LION SERIES

Royal Series Teapresso Machine is based on our professional knowledge and experience about tea brewing, and can brew a cup of tea within 2 minutes. You can create your own beverage menu using the smart programming system. It's not only fast but also fresh, and can increase the beverage variety, market share and profit margin of a traditional beverage shop.

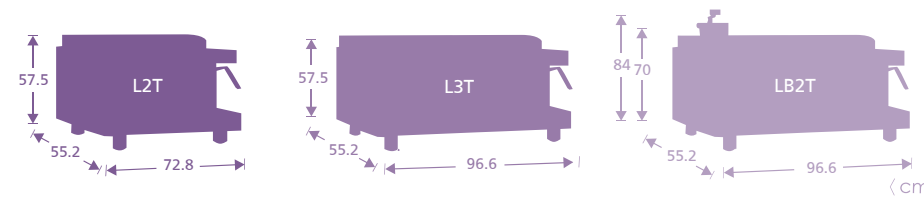


TEAPRESSO BREWING UNIT

- Separate independent auto back flushing allows convenient machine maintenance
- Raised group head to fit tall cup or take away cup
- Electric volumetric programmable buttons
- Patent multi-section pre-infusion feature allows extraction of different tea types and strengths as you desire from weaker to strong tea
- Patent tea portafilter retains water inside the brew basket unless extracted under pressure, to guarantee the best pre-infusion result
- Ergonomic portafilter allows easy tamping. The portafilter can sit by itself on counter top
- Colorful pressure gauge/sight glass allows easy monitoring
- Professional stainless steel exchange boiler system ensures the best temperature stability and sanitary conditions
- Patent hot water and steam knob features two methods of operation: twist or pull. It also allows steam pressure release for safe operation
- Protection program set up for preventing machine from overheating without water(ETL)

TEAPRESSO HIGH VOLUME BREWING UNIT

- 2-liter capacity high-volume brewing unit can extract a large volume of tea (6 to 8 liters)
- Patent water and steam inlet design.
- Patent safety locking lid
- High-tech temperature digital controller
- Patent multi-section pre-infusion feature allows extraction of different tea types and strengths as you desire from weaker to strong tea.
- Stainless steel filter requiring no consumable inserts, just rinse and re-use.
- Whirling steam, radiating hot water and high pressure extracts the perfect tea



Model	Teapresso Brewing Unit	High Volume Brewing Unit	Boiler & Preheat Boiler Capacity	Voltage	Watts	Ampere	Hertz	Weight
L2T	2	X	6L / 6L	220/240	6500	30A	50/60	55kg
L3T	3	X	12L / 6L	220/240	5900	50A	50/60	69kg
LB2T	2	1	12L / 6L	220/240	6900	50A	50/60	77kg

■ BLACK



L2T
1 TEAPRESSO BREWING UNIT



L3T
2 TEAPRESSO BREWING UNIT



LB2T
2 TEAPRESSO BREWING UNIT
1 HIGH VOLUME BREWING UNIT

Tea & Espresso Machine DESIGN & ART

KLüb is the first commercial espresso machine manufacturer in Asia, and also the inventor of the world's first Teapresso machine. Persisting in using high quality Italian imported parts, KLüb products have landed over 30 countries and own many patents and certifications.

Royal Series Espresso Machine has a curved design with a striking color in a metallic finish. It is built with high quality parts and designed to produce the best steam and water pressure for extracting a perfect cup of espresso.

Royal Series Teapresso Machine is based on our professional knowledge and experience about tea brewing, and can brew a cup of tea within 2 minutes. You can create your own beverage menu using the smart programming system. It's not only fast but also fresh, and can increase the beverage variety, market share and profit margin of a traditional beverage shop.

KLüb is a leading supplier of Tea & Espresso Machines. We dedicate ourselves to the development of high quality and innovative beverage equipment, and strive to bring about the exchange of Western and Eastern beverage cultures.

3F-3, No.66, Sec. 2, Nankan Rd., Luzhu Dist., Taoyuan City 338, Taiwan
Tel: 886-3-312-8516 Fax: 886-3-312-8768
Email: sales@klub.asia
Web: www.klub.asia

